

Scaled data based on original data using  
LM-79-08 Approved Method: Electrical and Photometric Measurements of Solid-  
State Lighting Products

Test Report Prepared for  
Cooper Lighting Solutions  
(formerly Eaton)

Brand: STREETWORKS

Report Number: P150810

Luminaire Tested: **TMU-E06-LED-E-U-SL3-HSS**

Issue Date: 3/3/2020

**Test Information**

Test Method: LM-79-08  
Report Number: P150810  
REPORT IS SCALED FROM IESNA LM-79-08 TEST DATA (P33727)  
Test Lab: INNOVATION CENTER-P3  
Issue Date: 3/3/2020  
Manufacturer: COOPER LIGHTING SOLUTIONS (FORMERLY EATON)  
Product Line: STREETWORKS  
Catalog Number: TMU-E06-LED-E-U-SL3-HSS  
Description: TALON MEDIUM LED AREA LUMINAIRE  
(6) LIGHTBARS WITH AccuLED OPTICS - TYPE 3 W/ SPILL LIGHT CONTROL AND HOUSE SIDE SHIELD  
Light Source: (126) 4000K CCT, 70 CRI LEDs  
Ballast/Driver: -

**Summary**

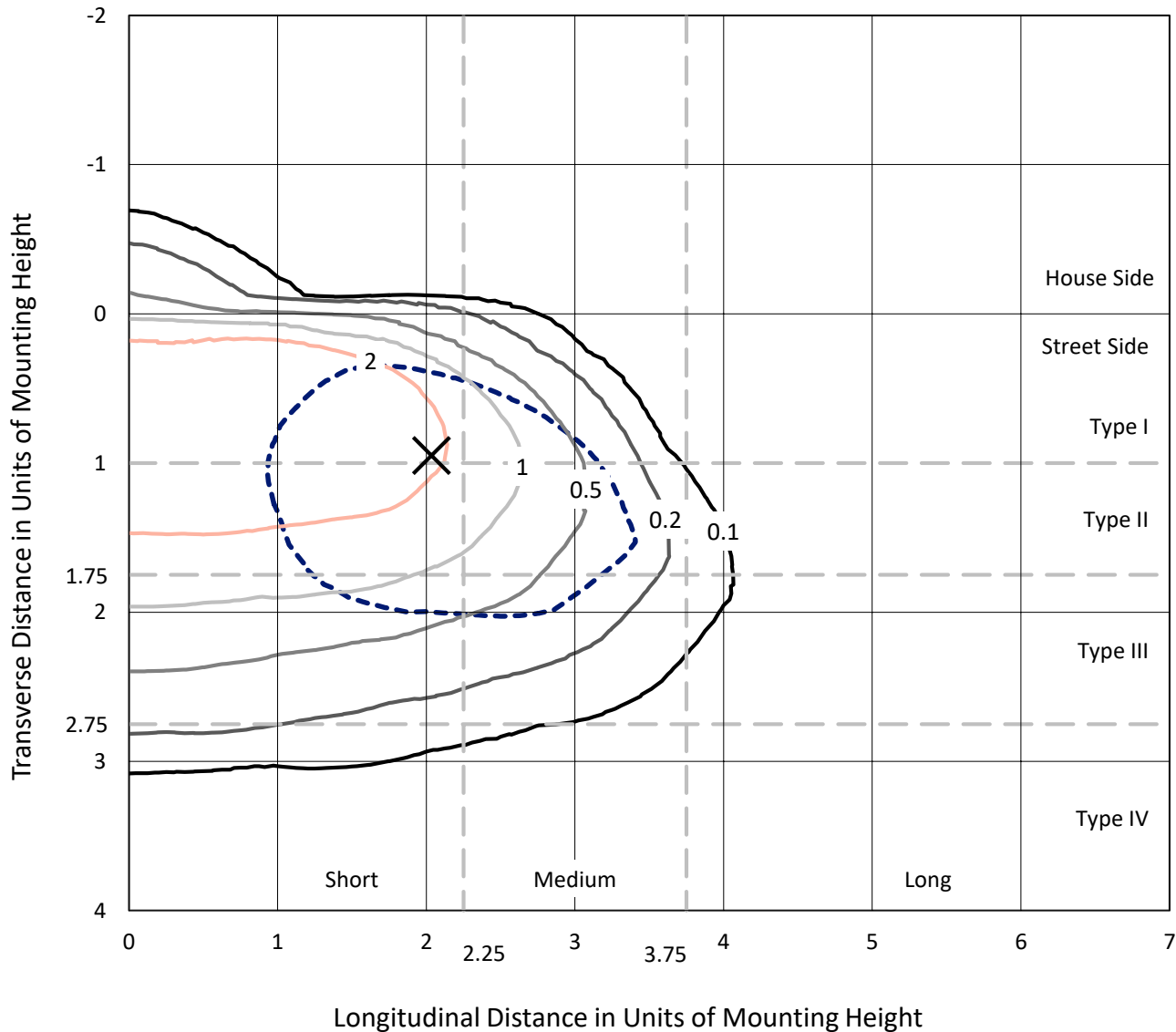
Lumens per Lamp: N/A  
Luminaire Lumens: 10402.9 lumens  
Efficiency: N/A  
Efficacy: 69.1 lumens/watt  
Luminous Opening: Rectangular (W 1' x L: 1' x H: 0')  
IES Classification: Type III - Short - Non-Cutoff  
BUG Rating: B0 - U0 - G2  
  
Input Watts (W): 150.5  
Input Voltage (V): NR  
Input Current (Ain): NR  
Voltage Rise (V): NR  
Power Factor: NR  
Total Harmonic Distortion (THDi): NR  
Frequency (hertz): 60  
Stabilization Time: NR  
Operation Time: NR  
Ambient Temperature (°C): NR  
Test Distance: 28.75 FT



REPORT NUMBER: P150810  
 CATALOG NUMBER: TMU-E06-LED-E-U-SL3-HSS

### Iso-Footcandle Lines of Horizontal Illumination

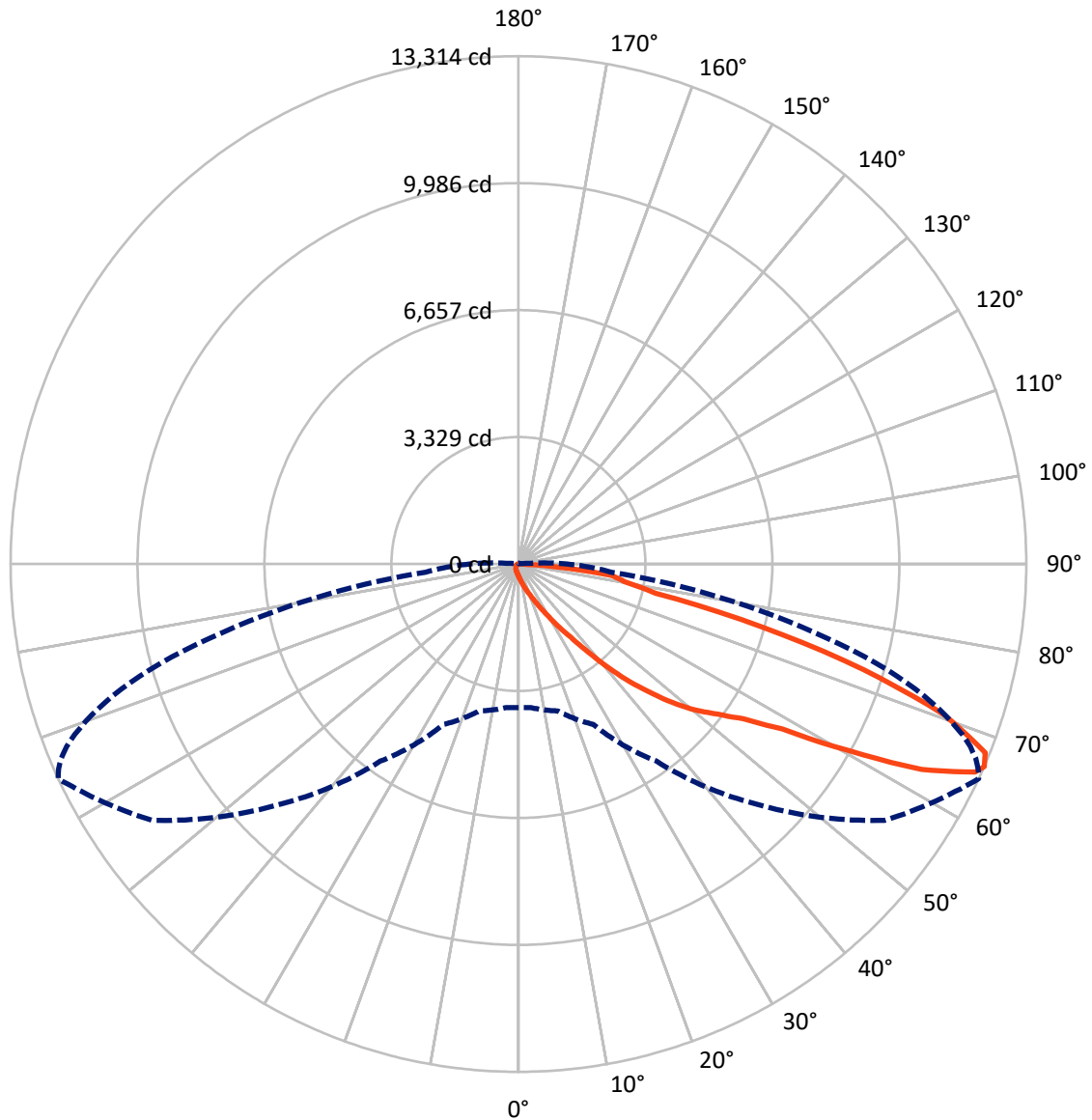
✕ Max cd  
 - - - 1/2 Max cd



Based on 20 foot mounting height. Maximum calculated value = 4.3 fc  
 Type III - Short - Non-Cutoff

REPORT NUMBER: P150810  
CATALOG NUMBER: TMU-E06-LED-E-U-SL3-HSS

### Luminous Intensity Polar Plot



— Vertical Plane Through 65-Deg Lateral    - - - Horizontal Cone Through 66-Deg Vertical

REPORT NUMBER: P150810

CATALOG NUMBER: TMU-E06-LED-E-U-SL3-HSS

**FLUX DISTRIBUTION:**

		Downward	Upward	Total
<b>House Side</b>	Lumens	225.4	0.0	225.4
	% Fixture	2.2	0.0	2.2
<b>Street Side</b>	Lumens	10177.5	0.0	10177.5
	% Fixture	97.8	0.0	97.8
<b>Total</b>	Lumens	10402.9	0.0	10402.9
	% Fixture	100.0	0.0	100.0

**Coefficient of Utilization**

**ZONAL LUMENS:**

Zone	Lumens	% Fixture
0°-10°	35.2	0.3
10°-20°	149.0	1.4
20°-30°	321.5	3.1
30°-40°	686.5	6.6
40°-50°	1518.2	14.6
50°-60°	2572.8	24.7
60°-70°	3433.2	33.0
70°-80°	1512.3	14.5
80°-90°	174.2	1.7
90°-100°	0.0	0.0
100°-110°	0.0	0.0
110°-120°	0.0	0.0
120°-130°	0.0	0.0
130°-140°	0.0	0.0
140°-150°	0.0	0.0
150°-160°	0.0	0.0
160°-170°	0.0	0.0
170°-180°	0.0	0.0
0°-90°	10402.9	100.0
0°-180°	10402.9	100.0



REPORT NUMBER: P150810

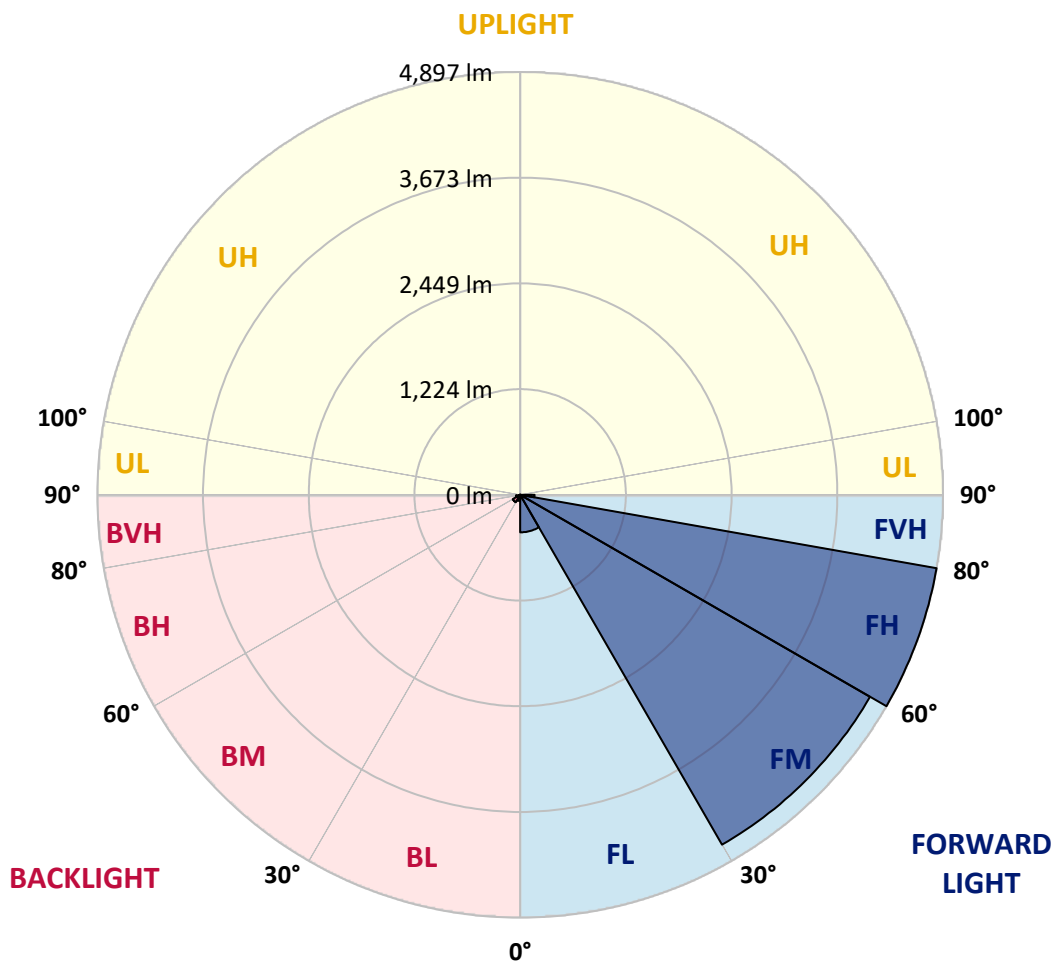
CATALOG NUMBER: TMU-E06-LED-E-U-SL3-HSS

**LUMINAIRE CLASSIFICATION SYSTEM LUMEN TABLE AND BUG RATING:**

Zone		Lumens	% Fixture	Zone Rating/Lumen Limit		
				B	U	G
FL	(0°-30°)	434.5	4.2			
FM	(30°-60°)	4678.5	45.0			
FH	(60°-80°)	4897.2	47.1			G2/5000
FVH	(80°-90°)	167.3	1.6			G2/225
BL	(0°-30°)	71.1	0.7	B0/110		
BM	(30°-60°)	99.0	1.0	B0/220		
BH	(60°-80°)	48.4	0.5	B0/110		G0/110
BVH	(80°-90°)	6.9	0.1			G0/10
UL	(90°-100°)	0.0	0.0		U0/0	
UH	(100°-180°)	0.0	0.0		U0/0	

**BUG Rating: B0-U0-G2**

Type III Short





REPORT NUMBER: P150810

CATALOG NUMBER: TMU-E06-LED-E-U-SL3-HSS

**CANDELA DISTRIBUTION (FULL):**

	0°	5°	15°	25°	35°	45°	55°	65°	66°	67°	68°
0°	314	314	314	314	314	314	314	314	314	314	314
2.5°	396	394	386	386	374	366	356	346	346	344	342
5°	524	512	510	488	470	444	420	388	384	380	378
7.5°	666	664	646	620	584	536	488	436	428	424	416
10°	850	840	816	772	718	654	576	494	484	476	472
12.5°	1026	1008	994	938	870	776	682	564	556	546	530
15°	1190	1174	1150	1102	1026	908	798	654	634	620	608
17.5°	1318	1308	1280	1226	1144	1040	908	746	730	712	690
20°	1440	1426	1382	1308	1220	1140	1038	866	844	822	798
22.5°	1556	1542	1470	1348	1254	1220	1184	1002	968	950	926
25°	1718	1688	1576	1382	1256	1282	1344	1178	1146	1120	1082
27.5°	1936	1896	1720	1432	1264	1350	1528	1392	1358	1328	1286
30°	2182	2156	1946	1552	1322	1450	1734	1664	1624	1588	1538
32.5°	2430	2394	2186	1780	1478	1644	1992	1980	1928	1894	1840
35°	2648	2630	2476	2154	1834	1984	2336	2350	2304	2268	2208
37.5°	2796	2796	2766	2556	2400	2512	2842	2844	2798	2716	2686
40°	2872	2894	3002	3042	3034	3178	3506	3470	3432	3390	3290
42.5°	3028	3048	3278	3554	3734	3924	4150	4138	4092	4016	3924
45°	3292	3318	3592	4030	4400	4670	4814	4758	4712	4640	4592
47.5°	3628	3678	3988	4530	4976	5422	5572	5424	5384	5328	5250
50°	3986	4034	4364	4984	5488	6020	6270	6020	5962	5944	5856
52.5°	4296	4336	4654	5334	5880	6504	6868	6538	6496	6436	6372
55°	4480	4512	4810	5502	6146	6940	7446	7156	7094	7070	6978
57.5°	4542	4574	4842	5524	6290	7338	8148	8158	8084	7998	7970
60°	4542	4578	4804	5470	6430	7762	9084	9918	9758	9742	9640
62.5°	4354	4388	4616	5304	6618	8334	10388	11860	11814	11710	11542
65°	3946	3966	4190	4880	6546	8860	11518	13152	13078	12874	12658
66°	3762	3778	3988	4638	6310	8932	11718	13314	13192	13020	12776
67.5°	3496	3524	3672	4188	5744	8682	11592	13200	13094	12886	12642
70°	2334	2314	2836	3214	4376	7074	10400	11852	11854	11756	11658
72.5°	1108	1120	1272	1978	2864	4726	8278	9460	9596	9420	9298
75°	796	814	906	1210	1708	2836	5366	6616	6620	6308	6030
77.5°	232	242	340	746	1280	1914	3082	3678	3592	3368	3158
80°	96	96	100	238	514	1300	2156	2832	2822	2736	2612
82.5°	36	38	48	98	122	320	1438	2458	2452	2330	2242
85°	4	4	12	42	46	60	288	1084	1078	1084	950
87.5°	0	0	2	4	6	8	12	42	46	44	40
90°	0	0	0	0	0	0	0	0	0	0	0



REPORT NUMBER: P150810

CATALOG NUMBER: TMU-E06-LED-E-U-SL3-HSS

**CANDELA DISTRIBUTION (continued):**

	69°	70°	71°	72°	73°	74°	75°	76°	77°	78°	79°
0°	314	314	314	314	314	314	314	314	314	314	314
2.5°	342	338	338	336	336	336	334	332	332	330	328
5°	374	370	368	364	362	360	356	354	350	348	346
7.5°	412	404	402	396	390	386	382	376	372	364	362
10°	460	450	442	434	428	418	412	404	396	390	384
12.5°	522	508	496	488	474	462	450	444	428	420	410
15°	590	574	560	544	534	514	498	480	472	458	442
17.5°	678	652	630	614	594	574	556	538	514	498	478
20°	772	750	720	692	668	644	618	594	572	546	522
22.5°	892	860	824	796	764	738	702	670	634	600	572
25°	1044	1002	968	928	890	850	806	766	720	688	640
27.5°	1232	1192	1146	1094	1056	996	938	888	834	784	730
30°	1472	1414	1366	1316	1240	1182	1114	1046	972	922	840
32.5°	1760	1698	1626	1554	1484	1402	1318	1234	1152	1060	976
35°	2112	2038	1956	1878	1770	1682	1576	1460	1368	1262	1156
37.5°	2578	2456	2384	2302	2156	2036	1918	1802	1640	1528	1378
40°	3162	3090	2972	2840	2708	2550	2390	2236	2048	1892	1718
42.5°	3848	3742	3622	3432	3298	3112	2930	2726	2496	2296	2092
45°	4492	4366	4274	4084	3944	3724	3504	3288	3022	2764	2528
47.5°	5188	5084	4932	4778	4636	4388	4150	3888	3608	3302	2996
50°	5800	5718	5614	5428	5270	5062	4782	4496	4142	3838	3490
52.5°	6320	6256	6110	5978	5836	5640	5390	5116	4734	4400	4004
55°	6934	6888	6760	6678	6552	6364	6130	5876	5472	5108	4660
57.5°	7940	7904	7792	7758	7634	7470	7182	6910	6438	5986	5474
60°	9606	9534	9370	9286	9024	8804	8430	8056	7486	6910	6294
62.5°	11390	11188	10876	10608	10236	9854	9354	8782	8114	7430	6722
65°	12352	12008	11614	11188	10706	10144	9514	8828	8110	7388	6640
66°	12462	12074	11656	11182	10646	10048	9408	8688	7942	7238	6490
67.5°	12324	11918	11476	10950	10370	9750	9078	8330	7612	6898	6170
70°	11358	10954	10560	10006	9388	8764	8128	7292	6612	5956	5308
72.5°	9070	8796	8406	7932	7330	6598	6068	5320	4730	4094	3592
75°	5668	5282	4800	4196	3736	3142	2832	2264	1928	1634	1350
77.5°	2898	2608	2270	1930	1604	1280	990	700	472	328	244
80°	2394	2138	1858	1548	1260	978	704	480	306	200	156
82.5°	1978	1762	1512	1224	974	768	534	348	216	140	110
85°	842	764	590	468	352	260	182	122	86	70	64
87.5°	36	40	38	30	22	22	20	16	16	16	16
90°	0	0	0	0	0	0	0	0	0	0	0





REPORT NUMBER: P150810

CATALOG NUMBER: TMU-E06-LED-E-U-SL3-HSS

**CANDELA DISTRIBUTION (continued):**

	80°	81°	82°	83°	84°	85°	95°	105°	115°	125°	135°
0°	314	314	314	314	314	314	314	314	314	314	314
2.5°	328	326	324	324	322	320	308	298	286	278	270
5°	342	340	336	334	330	328	302	280	262	248	238
7.5°	356	354	348	342	340	336	294	266	242	226	216
10°	374	368	362	354	348	342	286	250	224	210	200
12.5°	400	390	380	370	362	352	282	236	210	194	184
15°	430	416	404	392	378	368	274	224	198	182	170
17.5°	458	442	424	406	392	378	266	212	186	170	158
20°	498	474	452	430	410	392	254	200	176	158	146
22.5°	542	514	486	456	430	406	244	190	166	148	134
25°	598	564	526	488	458	426	234	180	156	138	124
27.5°	676	628	586	538	492	456	226	172	146	128	114
30°	782	712	646	594	540	488	218	162	138	118	102
32.5°	900	818	742	664	596	536	210	154	128	108	94
35°	1046	942	840	750	668	588	202	146	120	98	84
37.5°	1256	1126	992	876	770	664	196	138	110	88	74
40°	1544	1376	1212	1054	916	784	188	130	102	80	66
42.5°	1856	1652	1436	1258	1068	902	180	122	94	72	58
45°	2244	1990	1728	1486	1254	1040	172	114	84	64	50
47.5°	2668	2344	2048	1744	1468	1212	162	108	76	56	44
50°	3104	2762	2388	2042	1714	1384	152	98	68	50	36
52.5°	3574	3170	2788	2358	1976	1610	142	90	62	44	30
55°	4172	3720	3272	2790	2330	1872	132	80	54	38	24
57.5°	4924	4388	3838	3294	2736	2216	124	70	46	32	20
60°	5634	5008	4342	3716	3086	2480	112	62	40	26	20
62.5°	6002	5288	4570	3880	3208	2574	100	52	34	22	18
65°	5912	5184	4488	3792	3134	2514	88	46	30	20	18
66°	5782	5062	4362	3700	3072	2450	82	44	28	20	16
67.5°	5498	4802	4134	3518	2902	2328	74	40	26	18	16
70°	4696	4064	3530	2982	2480	1962	60	34	22	16	16
72.5°	3108	2678	2322	1998	1670	1296	50	28	18	16	14
75°	1172	1060	910	818	714	626	40	18	14	14	14
77.5°	208	192	170	156	144	132	32	12	12	14	14
80°	140	130	118	108	100	90	22	10	12	12	14
82.5°	100	94	88	80	74	66	14	10	12	12	12
85°	60	56	52	48	42	40	10	10	10	12	12
87.5°	16	14	16	16	12	14	8	8	8	10	10
90°	0	0	0	0	0	0	0	0	0	0	0



REPORT NUMBER: P150810

CATALOG NUMBER: TMU-E06-LED-E-U-SL3-HSS

**CANDELA DISTRIBUTION (continued):**

	145°	155°	165°	175°	180°
0°	314	314	314	314	314
2.5°	266	266	262	268	268
5°	230	230	228	230	230
7.5°	210	208	208	208	210
10°	192	190	190	190	190
12.5°	176	174	172	174	174
15°	162	158	158	158	158
17.5°	150	146	144	144	144
20°	138	132	132	132	132
22.5°	126	120	120	120	120
25°	114	108	108	108	108
27.5°	104	98	98	98	98
30°	92	88	88	90	88
32.5°	84	78	78	80	80
35°	74	70	70	70	70
37.5°	64	60	60	60	60
40°	56	52	50	52	52
42.5°	48	44	42	42	42
45°	42	36	34	36	36
47.5°	34	30	30	32	32
50°	26	26	28	32	32
52.5°	24	24	28	32	32
55°	22	24	28	30	32
57.5°	20	24	28	30	30
60°	20	22	26	30	30
62.5°	18	20	24	28	28
65°	18	20	24	28	28
66°	18	20	24	28	28
67.5°	18	20	24	28	28
70°	18	20	24	26	26
72.5°	16	18	22	26	26
75°	16	18	22	26	26
77.5°	16	18	22	26	26
80°	16	18	22	24	26
82.5°	14	18	20	24	24
85°	14	16	20	22	24
87.5°	12	14	16	20	20
90°	0	0	0	0	0

(END OF REPORT)